






CUSTOM HEAT TRANSFERS - HEAT TRANSFER VINYL - PRINT & CUT MEDIA - INKJET AND LASER PAPERS

Always test before going into full production, for more information and video tutorials please visit TargetTransfers.com. Store your materials and transfers in their original packaging in a dry warm place, do not subject to extreme cold or moisture at any time. Many materials can be combined with each other and are suited for a variety of fabrics. © 2021 Target Transfers Ltd. a GroupeSTAHL company. Anglia Way, Braintree Essex CM7 3RG UK. info@TargetTransfers.com

	 MATERIAL	 TIME	 TEMPERATURE (°C)	 PRESSURE	 PEEL
TARGET CUSTOM HEAT TRANSFERS	Screen (1-5 Colour) Standard	10 seconds	160°	Medium	Cold
	Screen (1-5 Colour) Subli Blocker	10 seconds	160°	Medium	Cold
	UltraColour Standard	12 seconds	120°	Medium	Cold
	UltraColour Subli Blocker	12 seconds	120°	Medium	Cold
	Nylotrans	10 seconds	160°	Medium	Cold
	Polytran (Now Screen 1-5)	10 seconds	160°	Medium	Cold
	Sportsfilm Digital	10 seconds	160°	Medium	Warm
	SubliBlock	10 seconds	160°	Medium	Cold
	Sublistop Digital	10 Seconds	150°	Medium	Warm
STAHL'S CAD-CUT HEAT TRANSFER VINYL	Basic Film	10-15 seconds	160°	Medium	Cold
	Chameleon	10 seconds	150°	Medium	Cold
	Disco Chroma Bling	10 seconds	150°	Medium	Cold
	Econoreflex®	2-3 seconds, the re-fuse again for 10	160°	Light	Cold
	Effect	10 seconds	150°	Medium	Cold
	Fancy	10 seconds	150°	Medium	Warm-Cold
	Foil	5 seconds	150°	Medium	Cold
	Foil Adhesive	10 seconds	150°	Light/ Medium	Hot
	Flock	15 seconds	165°	Medium	Cold
	Glitter Flake™	10 seconds	150°	Medium	Hot
	High Build 3D	25 seconds	155°	Medium	Cold
	Stretch Metallic	20 seconds	170°	Medium	Cold
	Premium Plus™	8 seconds	150°	Medium	Hot/ Cold
	Premium Plus™ Sublistop	8 seconds	140°	Medium	Cold
	Silicone 100 Dye-Block™	10 seconds, then re-fuse for 5	150°	Medium	Cold
	Sportsfilm Extra™ (UltraWeed)	5 seconds	160°	Medium	Hot
STAHL'S PRINT & CUT MEDIA	Colour Print Classic	10-15 seconds, peel mask when cold	150°	Light	Cold
	FoilTEK Silver	5 sec, peel COLD, cover & seal 5 sec	150°	Medium	Warm
	Silver	12 seconds	150°	Medium	Warm
	Solvent Flock	12 seconds	180°	Medium	Cold
	Sportsfilm Printable	10 seconds	150°	Medium	Warm
	Sublistop	10 seconds	130°	Medium	Cold
	SuperTEK® Clear Matt 2.0	5 sec, peel COLD, cover & seal 5 sec	150°	Medium	Cold
	SuperTEK® Sublistop™ 2.0	5 sec, peel WARM, cover & seal 5 sec	150°	Medium	Warm
PAPERS	Evolution 2	5 seconds, then 10-20 secs with grip flex	190°	Firm	Warm
	Softjet	16 seconds then peel mask & refuse	175-180°	Medium	Warm
	Exactprint	15 seconds, then 15 seconds 2nd fuse	165°	Firm	Warm

Please note: Litho Transfers have been upgraded to UltraColour



Unleash the Colour


Your Logos Never Looked—or Felt—so Good!

It's true, there's only one name you need to remember when you're ordering transfers—**UltraColour™**.

- ▶ Unlimited colours on any fabric
- ▶ Soft, stretchable, matt finish
- ▶ Fine detail—even floating text
- ▶ Low temperature application
- ▶ Online Ordering 24/7 with Easy View
- ▶ Only from Target Transfers & STAHL'S Transfer Express



Discover UltraColour™ for Yourself



Follow us:

- YouTube
- Instagram
- Facebook
- TikTok
- Twitter
- @TargetTransfers



SCAN ME



CUSTOM.TARGETTRANSFERS.COM